

Shelby County Schools
Extended Learning Packet



English/ Language Arts
Kindergarten

Kindergarten Educational Websites and Web Resources

Title of Resource	Web Address	Description	Student Access
ABCya!	http://abcya.com	Children can listen to short stories read aloud to them as they follow along with the highlighted text. ABCya! has a variety of educational games in addition to the featured stories. Free resources and materials are available for grades K through 5.	No log in information needed.
i-Ready1	https://login.i-ready.com/	<i>i-Ready</i> integrates powerful assessments with engaging instruction to help all <i>students</i> grow and succeed.	Students use their I-Ready login information to access.
Epic!	https://www.getepic.com/	Epic!'s digital library includes many of the best kids books , popular ebooks, and videos.	Create a free educator account and share the login information with the students.
Storyline Online	https://www.storylineonline.net/	Storyline Online, streams videos featuring celebrated actors reading children's books alongside creatively produced illustrations. Readers include Viola Davis, Chris Pine, Lily Tomlin, Kevin Costner, Annette Bening, James Earl Jones, Betty White and dozens more.	No log in information needed.
Mighty Book	http://www.mightybook.com/index.htm	This site contains a library of stories, songs, games, jokes and more.	No log in information needed.
Starfall	https://www.starfall.com/h/	Starfall specializes in reading, phonics & math educational games, movies, books, songs, and more for children K-3.	No log in information needed.
National Geographic Kids	https://kids.nationalgeographic.com	National Geographic Kids contains informational texts and videos that entertain, enlighten, and enable kids to better understand the world and their place in it.	No log in information needed.

Note: If the site does not open via the hyperlink, type the entire url in your search engine's browser to access the site.

Lesson

18

WORDS TO KNOW


be
into
that
who
will
your

1. A



will

be a



2.

hot

is a



3. A



will

be

a



4. You



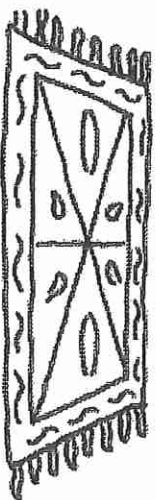
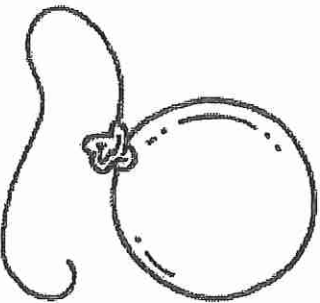
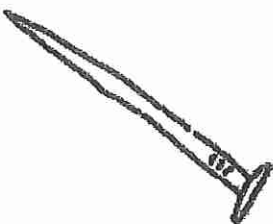

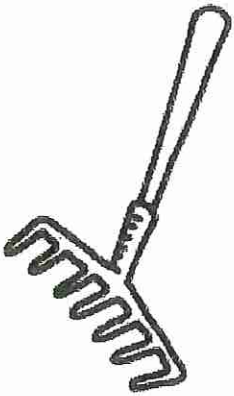
your

cat.

Have children say the Words to Know with you. Do sentence 1 together. Have them trace the word *will* and then read the sentence aloud. Discuss how a kitten will be a cat when it gets older. Ask, *What will you be when you grow up?* Then have children complete sentences 2-4 and read them.

Phonemic Awareness


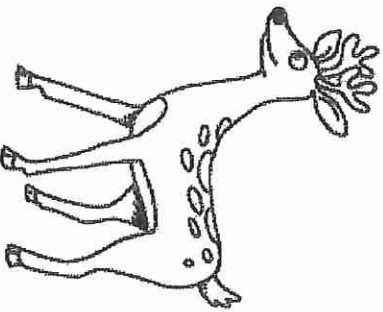
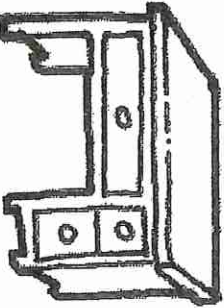
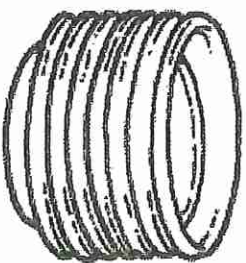

Letter Rr



Have children listen and point to the pictures as you name each one: rake, robot, nail, rabbit, balloon, rug. Have them say the word rake and listen for the beginning sound /r/. Then have them color each picture.

Phonemic Awareness

Letter Dd



Have children listen and point to each picture as you name it: *dinosaur*, *pencil*, *dishes*, *desk*, *deer*, *book*.
Have them circle each picture whose name begins with the /d/ sound and place an X over any picture that does not begin with the /d/ sound.

Lesson

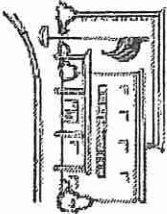
19

WORDS TO KNOW

for
go
here
soon
they
up

1. I

to



2. A

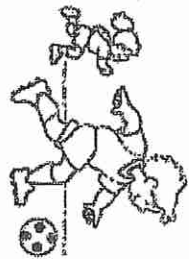
is

a



3.

play



4.

is a



for the


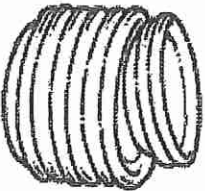
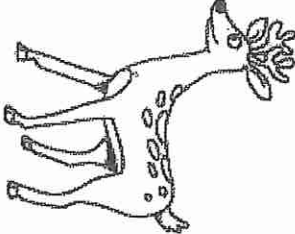


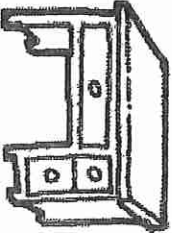
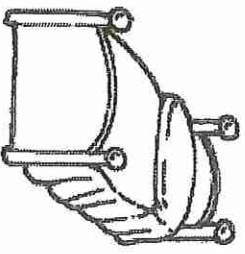

Have children read the Words to Know with you. Read sentence 1 with each of the words: I go, for to school. Have children write the correct word to complete the sentence. Have them read the completed



Letter Dd



		
_____	_____	_____
_____	_____	_____
_____	_____	_____

		
_____	_____	_____
_____	_____	_____
_____	_____	_____

Have children practice writing *D* and *d* at the top of the page. Then have children say each picture name: dog, dishes, deer, desk, bed, bird. Say, *If you hear /d/ at the beginning of the picture name, write d on the*


Lesson

20

✓ WORDS TO KNOW

be
for
how
is
this
will

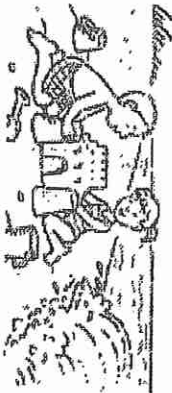
1. The



_____ hot.
how is

2.

This Go



_____ is the

3. I

will find



4. This is

for how



Read sentence 1 with each of the word choices: *The sun flow, is/ hot.* Continue the process for the remaining sentences and pictures (beach, swim, dig). Then have children read the story aloud.



Blend Words



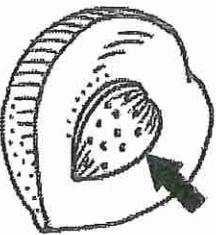
pin
dig



lip
pig



sit
lip


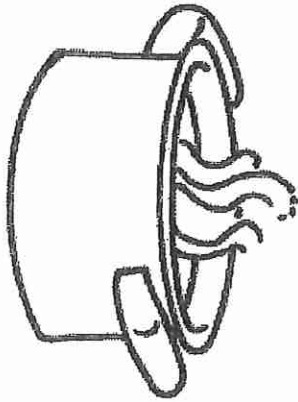


pit
pan

Name the pictures: *pin, pig, lip, pit*. Have children segment and blend sounds to read the words beside each picture. Have them circle the word that matches the picture, and write it on the line. Do the first one together.



Letter Oo



Tracing practice lines for the letter 'O'. The first row shows a dashed 'O' on a set of three horizontal lines (top, middle-dashed, bottom). The second row shows a solid 'O' on the same lines. The third row shows a dashed 'o' on the same lines. The fourth row shows a solid 'o' on the same lines.

Handwriting practice lines for the letter 'Oo'. Each illustration (fox, hen, mop, doll) is followed by a set of three horizontal lines (top, middle-dashed, bottom) for writing practice.

Have children point to the pot and say the sound /ɒ/. Have them practice writing capital O and small o. Say the remaining picture names aloud: fox, hen, mop, doll. Then have children write Oo beside the pictures whose names contain the /ɒ/ sound.